



SUPREME COURT OF FINLAND  
STATISTICS

POHJOISESPLANADI 3  
P.O.BOX 301, FI-00171 HELSINKI, FINLAND  
TELEPHONE +358 10 36 40000 | FAX +358 10 36 40154  
WWW.KKO.FI/ENGLISH | KORKEIN.OIKEUS@OIKEUS.FI

LAYOUT: ARDY | PRINTING: LÖNNBERG

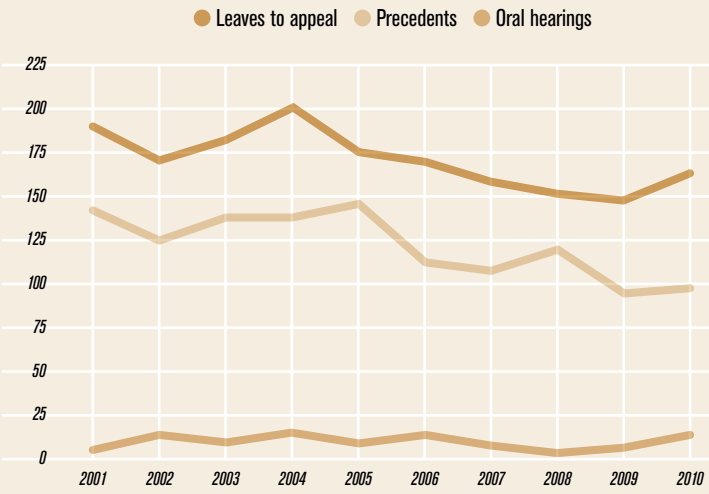


SUPREME COURT OF FINLAND  
STATISTICS

2001–2010

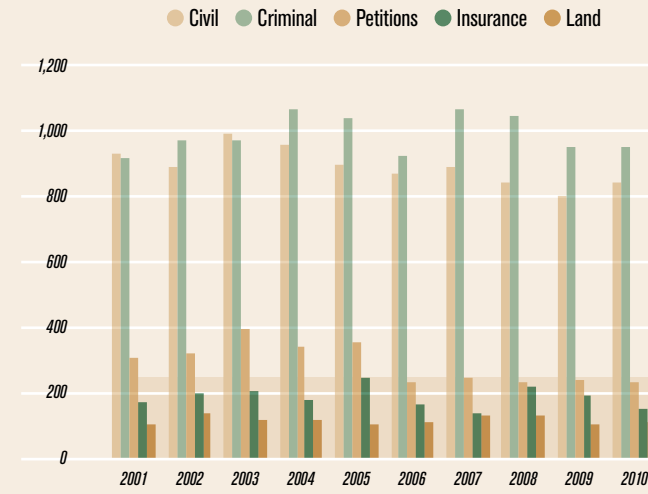


### LEAVES TO APPEAL, PRECEDENTS AND ORAL HEARINGS



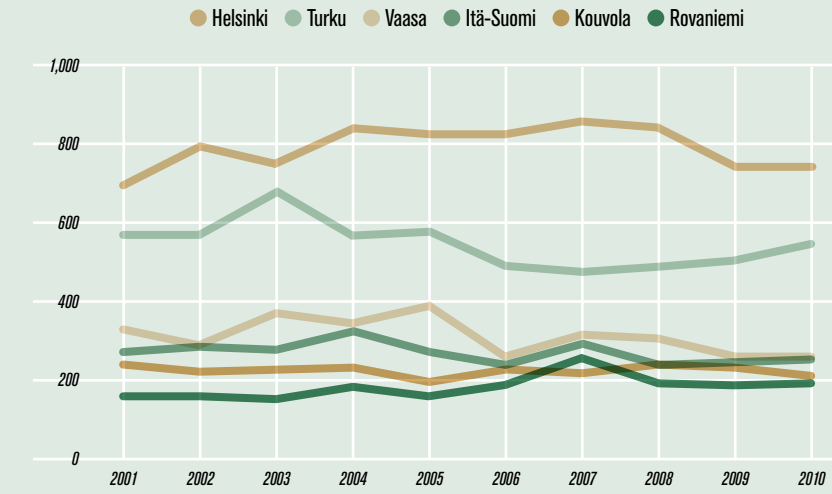
Year	Leaves to appeal	Precedents	Oral hearings
2001	188	140	5
2002	169	124	13
2003	179	138	9
2004	200	136	15
2005	174	145	9
2006	169	110	13
2007	157	106	8
2008	150	119	3
2009	146	94	6
2010	162	96	13

### CASES SUBMITTED



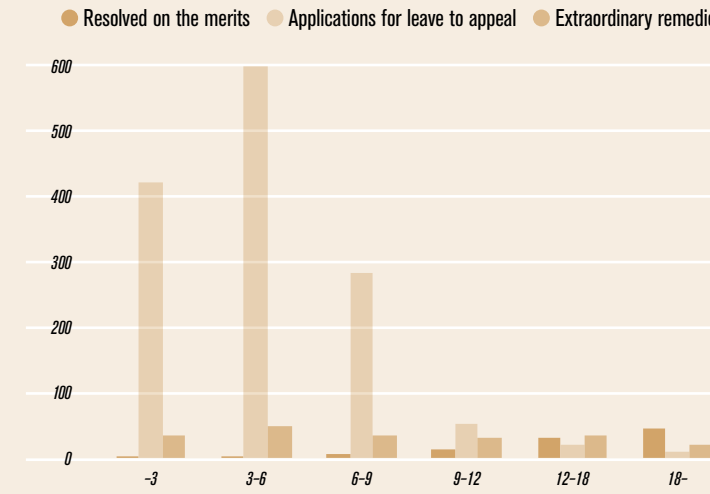
Year	Submitted	Civil	Criminal	Petitions	Insurance	Land
2001	2,894	1,082	1,071	359	200	127
2002	3,014	1,041	1,133	378	235	160
2003	3,185	1,155	1,129	461	239	141
2004	3,157	1,118	1,245	400	208	139
2005	3,151	1,046	1,208	418	289	125
2006	2,746	1,010	1,075	273	192	133
2007	2,923	1,034	1,240	292	159	155
2008	2,921	985	1,220	274	257	152
2009	2,721	937	1,106	278	228	125
2010	2,709	985	1,111	271	182	134

### CASES SUBMITTED TO SUPREME COURT FROM COURTS OF APPEAL



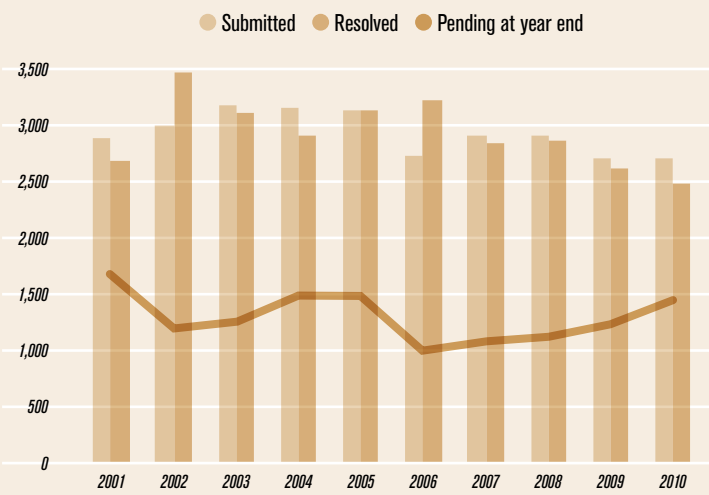
Year	Helsinki	Itä-Suomi	Kouvo-la	Rova-niemi	Turku	Vaasa	Total
2001	700	275	239	161	571	331	2,277
2002	797	287	225	162	571	288	2,330
2003	753	280	231	153	678	375	2,470
2004	845	326	233	182	565	348	2,499
2005	823	275	197	161	578	392	2,426
2006	824	239	227	188	496	264	2,238
2007	862	296	219	259	474	321	2,431
2008	840	244	241	193	489	310	2,317
2009	741	246	233	191	503	262	2,176
2010	742	250	212	194	546	264	2,208

### AVERAGE PROCESSING TIMES IN SUPREME COURT 2010



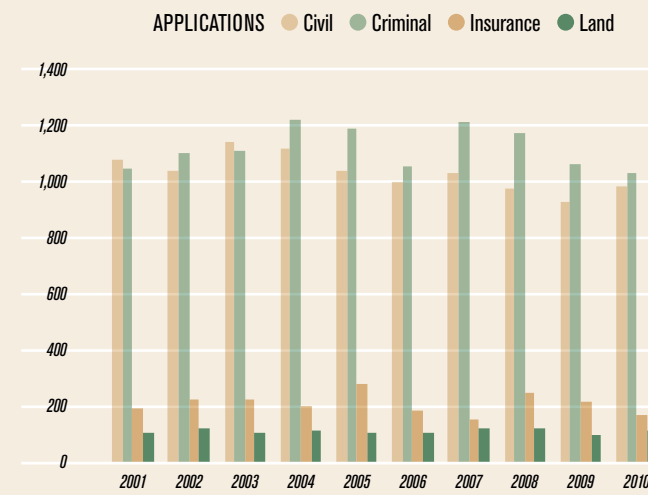
Months	All	Resolved on the merits	Applications for leave to appeal	Extraordinary remedies
-3	685	2	599	49
3-6	941	4	853	67
6-9	485	10	404	50
9-12	143	17	73	46
12-18	134	45	28	48
18-	116	64	14	31

### CASES SUBMITTED, RESOLVED AND PENDING AT YEAR END



Year	Submitted	Resolved	Pending at year end
2001	2,894	2,697	1,653
2002	3,014	3,475	1,191
2003	3,185	3,123	1,241
2004	3,157	2,916	1,482
2005	3,151	3,154	1,480
2006	2,746	3,229	995
2007	2,923	2,848	1,075
2008	2,922	2,876	1,125
2009	2,721	2,629	1,220
2010	2,709	2,499	1,431

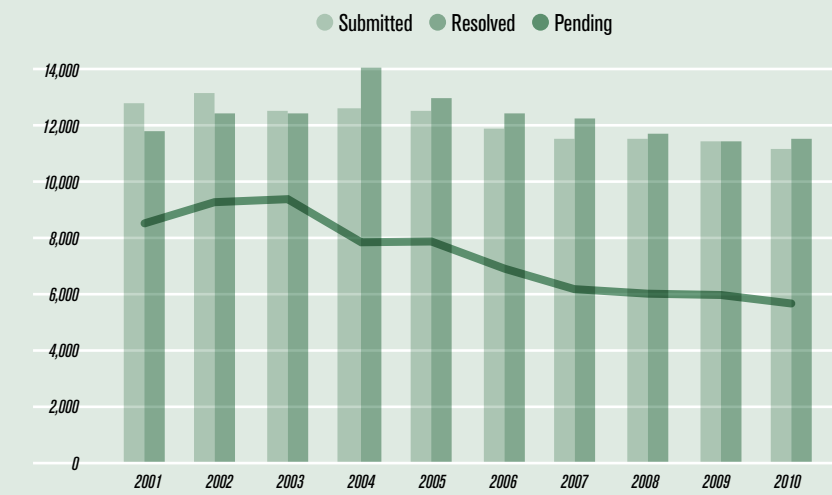
### APPLICATIONS FOR LEAVE TO APPEAL, SUBMITTED AND GRANTED



Year	Civil cases	Criminal cases	Insurance cases	Land cases		
	A	L	%	A	L	%
2001	1,075	109	10.1	1,044	58	5.6
2002	1,037	75	7.2	1,103	76	6.9
2003	1,142	86	7.5	1,108	72	6.5
2004	1,115	94	8.4	1,220	98	8.0
2005	1,038	80	7.7	1,184	81	6.8
2006	1,002	83	8.3	1,054	70	6.6
2007	1,027	74	7.2	1,213	66	5.4
2008	978	65	6.6	1,175	69	5.9
2009	931	80	8.6	1,063	55	5.2
2010	982	63	6.4	1,026	71	6.9

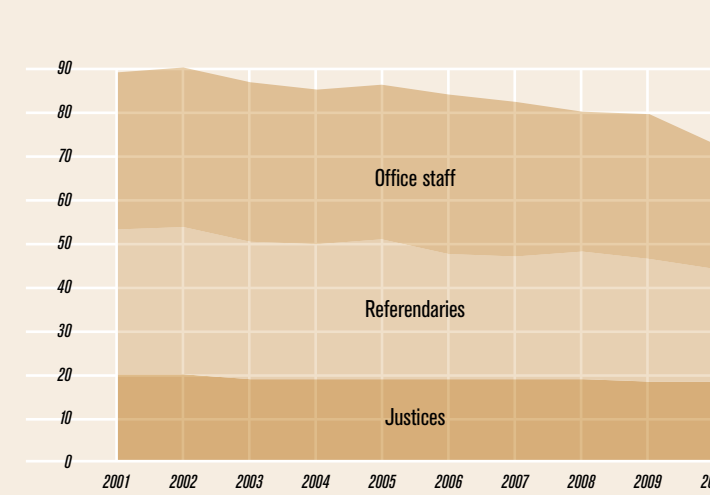
A = Applications L = Leaves

### CASES SUBMITTED TO COURTS OF APPEAL



Year	Submitted	Resolved	Pending
2001	12,725	11,736	8,556
2002	13,143	12,410	9,288
2003	12,492	12,413	9,365
2004	12,570	14,063	7,866
2005	12,508	12,921	7,863
2006	11,866	12,414	6,901
2007	11,486	12,240	6,155
2008	11,539	11,705	5,989
2009	11,435	11,447	5,970
2010	11,156	11,468	5,660

### MAN-YEARS IN SUPREME COURT



Year	Justices	Referendaries	Office staff	Total
2001	19.92	33.11	36.29	89.32
2002	20.01	33.77	36.81	90.59
2003	19.00	31.74	36.41	87.15
2004	19.04	30.83	35.28	85.15
2005	18.67	32.60	35.14	86.41
2006	18.67	29.07	36.33	84.07
2007	18.92	28.22	35.14	82.28
2008	19.04	29.01	32.51	80.56
2009	18.41	28.22	32.90	79.53
2010	18.66	25.60	28.67	72.93